

# The Tie Dye Lab

## Wash and Care Instructions

Your tie dye creation has been set and rinsed,  
all that's left is the washing machine.

### A Few Important Notes First!

- Please wash your item(s) within 2 hours of finishing at the lab.
- Some of the colors may transfer to other parts of your shirt while it sets in the bag. This is normal and will come out in the wash.
- We have given you a special mixture of detergent that is meant for the first wash. It is safe for all washers, including HE.

### Wash Out Instructions:

1. Add ALL of your Tie Dye Lab special detergent to your wash machine. Do not use fabric softener for this first wash!
2. Place your item into the washing machine ALONE. If you tie dyed with friends or did multiple items you may wash up to three **SIMILAR COLORED** items at a time. For beach towels, only one at a time!
3. Use the normal/regular wash setting with **HOT water**. Hot water aids in getting out all the excess dye in the first wash, making it safer to wash your items with other items in the future.
4. Dry on a medium heat setting.
5. ENJOY YOUR NEW TIE DYE CREATION!
6. For future washing maintenance, wash your tie dye with **SIMILAR COLORED** clothing on **COLD**.



## THE TIE DYE LAB

#imaginecreatewear


**317-483-7903**

8100 E. US Hwy 36, Ste L • Avon IN 46123


**carver@thetiedyelab.com**


Website: <https://thetiedyelab.com/>

Follow Us:

 <https://www.facebook.com/thetiedyelab/>

 <https://twitter.com/thetiedyelab>

 <https://www.instagram.com/thetiedyelab/>

 <https://www.pinterest.com/thetiedyelab/>